


Adding Nitro Boost to your Discord Account

Created by Mike Barela



Last updated on 2019-06-18 08:22:11 PM UTC

Overview and Steps



DISCORD

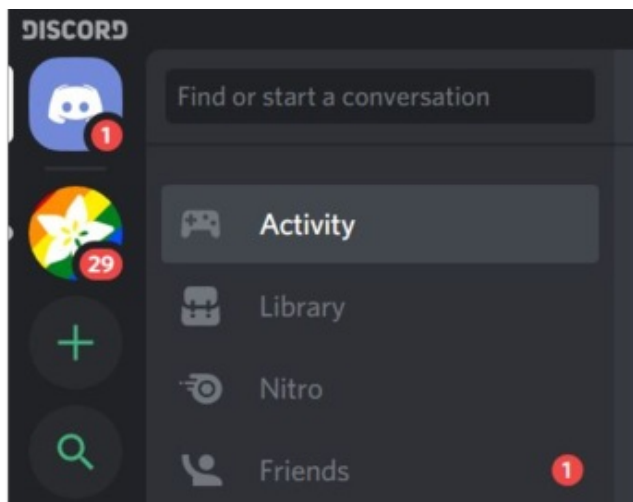
Discord is a freeware VoIP application and digital distribution platform—designed initially for the video gaming community—that specializes in text, image, video and audio communication between users in a chat channel. Discord has recently added gaming and other additional services. Discord runs on Windows, macOS, Android, iOS, Linux, and in web browsers.

Adafruit has adopted Discord as the place to have real-time interaction about Adafruit products and related content. Adafruit invites interested folks to join at <https://adafru.it/discord> ().


Nitro Boost

Nitro Boost is a new product, as of 2019, that provides Discord users a wealth of extra capabilities and increased access to content like games. Boost members can also vote for a server to get additional features. [The company's information about Nitro Boost is here \(https://adafru.it/F4p\)](https://adafru.it/F4p).

Boost is a paid service, a credit card is required for the upgrade.



To add boost to your Discord account, on the left side of your Discord screen, select **Activity**.



Look for an option to add Nitro Boost like the information at left. Click the button to upgrade.

If you cannot find the upgrade feature, you can log in via the web and [access the upgrade here \(https://adafru.it/F4p\)](https://adafru.it/F4p).

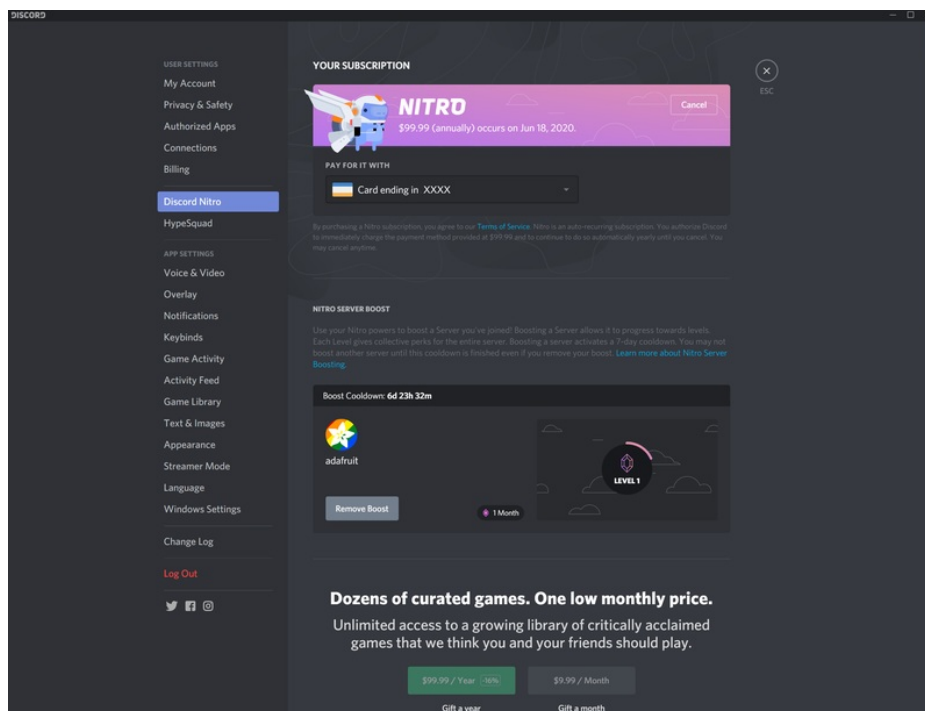
You select your payment plan (monthly or yearly) and provide your credit card information. The signup process will then ask you for your mailing address.

When done, you have Boost for the period you signed up for and can access all the new content. The additional perks are not listed in the guide as they may change.

Keep reading for a way to help out the Adafruit Server as a Boost member.

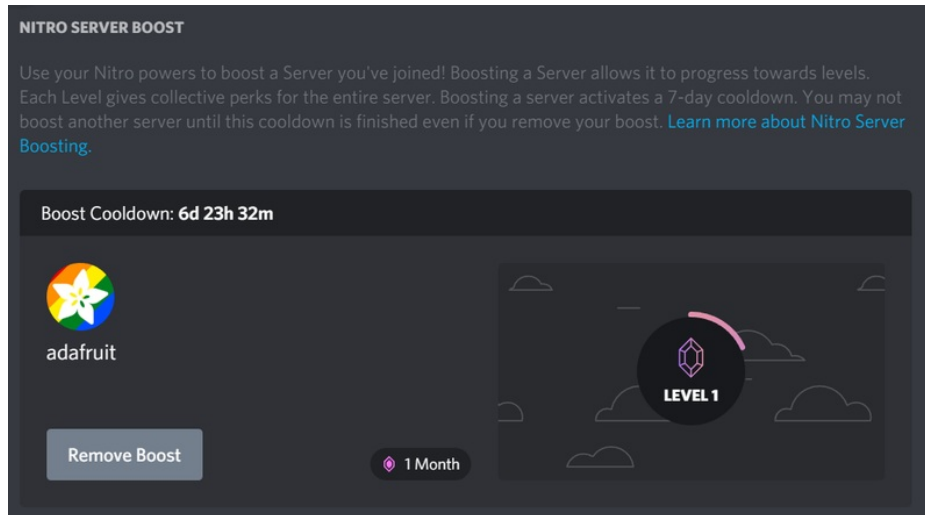
Checking your Boost Status

Click the gear icon next to your username at the bottom left of the screen. This will bring up the user information screen. Select Nitro Boost from the left side of the screen and you will get a screen like the one below.



You can see your subscription status at the top (it shows I subscribed for a year).

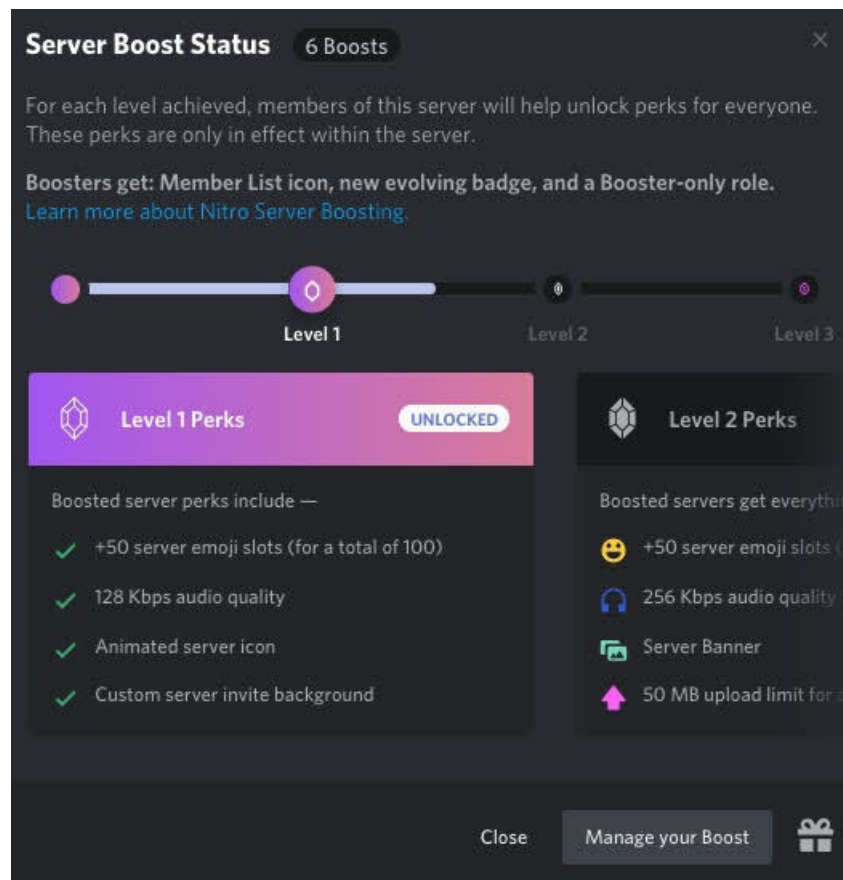
In the center is the **Nitro Boost Server selection**. This is where you can help Adafruit. We'll talk about that next.



Nitro Server Boost

Nitro Server Boost can help one of your subscribed servers get additional features. It requires that **10 Nitro Boost subscribers** (or more) pick that server to boost.

Of course we want to boost our favorite server: **Adafruit!** You can see below that the Adafruit Server has 6 Boosts from Nitro subscribers.



Level Two perks (10 or more subscribers) provides some very good capabilities for the Adafruit server.

In the User Options -> Nitro Boost screen shown earlier, select the server to boost. I only had the Adafruit server listed but others may have gaming servers or other servers to choose from.

We are asking folks to select the Adafruit Server.

We appreciate you considering boosting the Adafruit server to unlock additional capabilities and a banner for the best server on the 'net (so we think). Please don't switch to another server to boost, if possible, and especially if that removal would lower the Adafruit Server count to less than 10. We wouldn't want our favorite server to lose their benies?

Thank you for your consideration and support of Adafruit on Discord.

