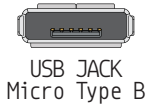


feather

M0 AdaLogger

PINOUT

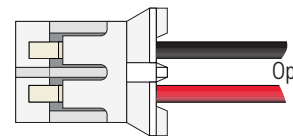
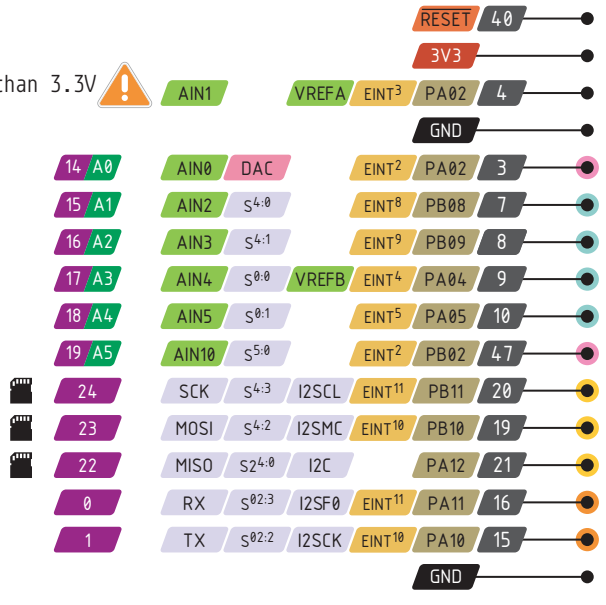


SD Control

13	PA08	EINT ⁹	I2C	S ^{02:0}	I2SD1	AIN16	4	CS
30	PA21	EINT ⁵	I2C	S ^{35:3}	I2SFS0		7	CD
11	PA06	EINT ⁶		S ^{0:2}		AIN6	8	

Used by the SD Card module too!

Can't go higher than 3.3V !

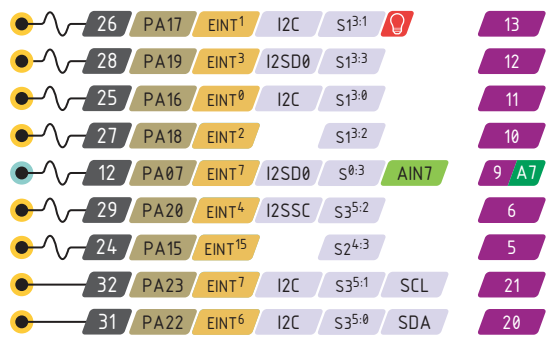


VBAT
En Connect to ground to disable the 3.3V regulator
VBUS

- Power
- GND
- Physical PIN
- Port PIN
- Analog PIN
- Serial PIN
- PIN Function
- Interrupt PIN
- Control PIN
- IDE

PWM Pin
Port power group

- The total current of each port power group should not exceed 65mA
- Absolute MAX per pin 10mA, 7mA recommended
- Absolute MAX 130mA for the entire package



- VBUS Connected to 5V USB Port Absolute MAX 500mA
- VBAT It's the positive voltage from to JST Batt jack
- 3V3 3V3 output from regulator Absolute MAX 400mA



<https://www.adafruit.com/product/2796>

